

MONTHLY SUMMARY SHEET



Summary Sheet For Sites :- Mascot ASP23

Absolute Values (ng/m3)

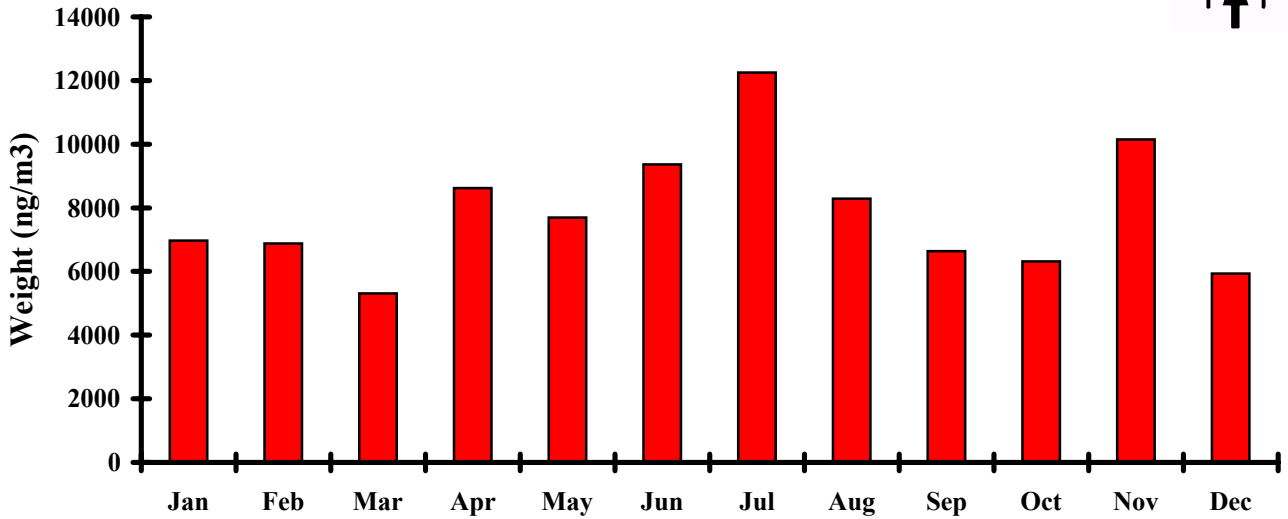
| 2006 | Weight | NHSO4 | Organ. | Soil | Elt. C. | Salt | K | Fe | Zn | Pb |
|-------------|---------|----------|---------|---------|---------|--------|---------|---------|--------|---------|
| Jan | 6966 | 1714 | 197 | 336 | 675 | 2813 | 50 | 27 | 2 | 1 |
| Feb | 6884 | 2437 | 107 | 251 | 821 | 2109 | 35 | 39 | 4 | 2 |
| Mar | 5310 | 1911 | 115 | 198 | 826 | 1385 | 25 | 38 | 5 | 3 |
| Apr | 8621 | 1615 | 1910 | 670 | 2125 | 814 | 65 | 113 | 25 | 30 |
| May | 7696 | 1341 | 2082 | 601 | 1749 | 909 | 62 | 117 | 23 | 13 |
| Jun | 9362 | 1040 | 3282 | 629 | 2659 | 539 | 66 | 160 | 29 | 14 |
| Jul | 12251 | 1219 | 4488 | 852 | 2591 | 859 | 133 | 189 | 42 | 60 |
| Aug | 8291 | 1484 | 2399 | 633 | 1887 | 585 | 69 | 123 | 41 | 31 |
| Sep | 6639 | 1560 | 1147 | 1020 | 1253 | 1135 | 77 | 105 | 10 | 9 |
| Oct | 6317 | 1463 | 531 | 563 | 846 | 1429 | 51 | 63 | 7 | 3 |
| Nov | 10153 | 3180 | 1612 | 748 | 1025 | 1859 | 67 | 79 | 9 | 4 |
| Dec | 5932 | 1806 | 300 | 218 | 644 | 1666 | 40 | 30 | 3 | 1 |
| Average | 7869 | 1731 | 1514 | 560 | 1425 | 1342 | 62 | 90 | 17 | 14 |
| Stan Dev | 1987 | 580 | 1398 | 261 | 746 | 681 | 27 | 53 | 15 | 18 |
| Minimum | 2331 | 125 | 0 | 83 | 307 | 0 | 18 | 5 | 0 | 0 |
| Site : Date | 23:30/8 | 23:2/8 | 23:4/1 | 23:8/1 | 23:10/9 | 23:3/5 | 23:26/3 | 23:8/1 | 23:8/1 | 23:4/1 |
| Maximum | 28262 | 8007 | 10679 | 2634 | 5898 | 5387 | 324 | 429 | 149 | 129 |
| Site : Date | 23:23/7 | 23:12/11 | 23:23/7 | 23:24/9 | 23:14/6 | 23:4/1 | 23:23/7 | 23:14/6 | 23:9/8 | 23:12/7 |

Relative Percentages (%)

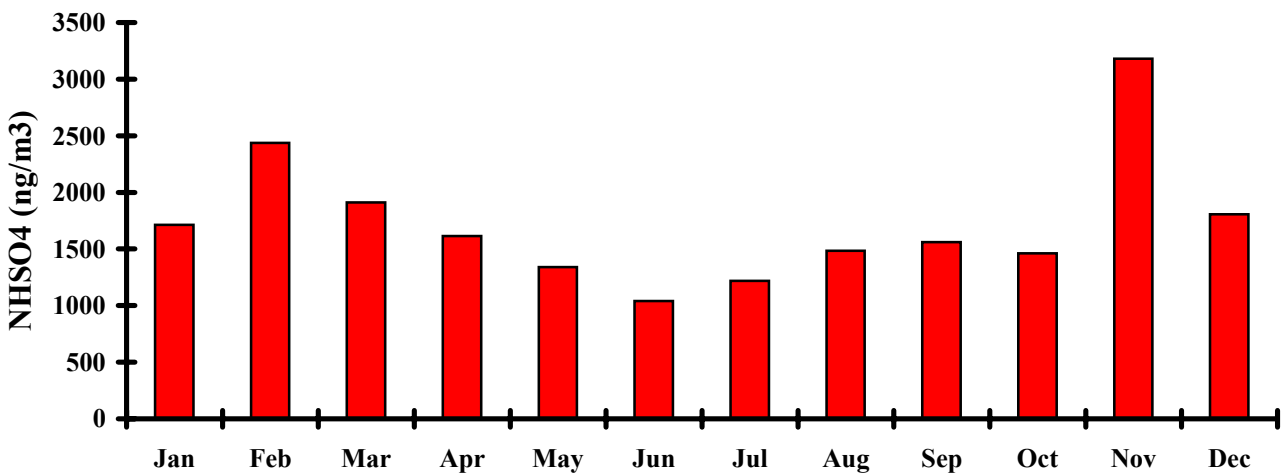
| 2006 | | NHSO4 % | Organ. % | Soil % | Elt. C. % | Salt % | RCMA % | |
|-------------|--|----------|----------|---------|-----------|--------|--------|--|
| Jan | | 25 | 3 | 5 | 10 | 40 | 81 | |
| Feb | | 35 | 2 | 4 | 12 | 31 | 83 | |
| Mar | | 36 | 2 | 4 | 16 | 26 | 84 | |
| Apr | | 19 | 22 | 8 | 25 | 9 | 83 | |
| May | | 17 | 27 | 8 | 23 | 12 | 87 | |
| Jun | | 11 | 35 | 7 | 28 | 6 | 88 | |
| Jul | | 10 | 37 | 7 | 21 | 7 | 84 | |
| Aug | | 18 | 29 | 8 | 23 | 7 | 85 | |
| Sep | | 23 | 17 | 15 | 19 | 17 | 93 | |
| Oct | | 23 | 8 | 9 | 13 | 23 | 77 | |
| Nov | | 31 | 16 | 7 | 10 | 18 | 87 | |
| Dec | | 30 | 5 | 4 | 11 | 28 | 79 | |
| Average | | 23 | 17 | 7 | 18 | 19 | 84 | |
| Stan Dev | | 9 | 13 | 3 | 6 | 11 | 4 | |
| Minimum | | 2 | 0 | 1 | 4 | 0 | | |
| Site : Date | | 23:2/8 | 23:4/1 | 23:8/1 | 23:10/9 | 23:3/5 | | |
| Maximum | | 102 | 136 | 33 | 75 | 68 | | |
| Site : Date | | 23:12/11 | 23:23/7 | 23:24/9 | 23:14/6 | 23:4/1 | | |



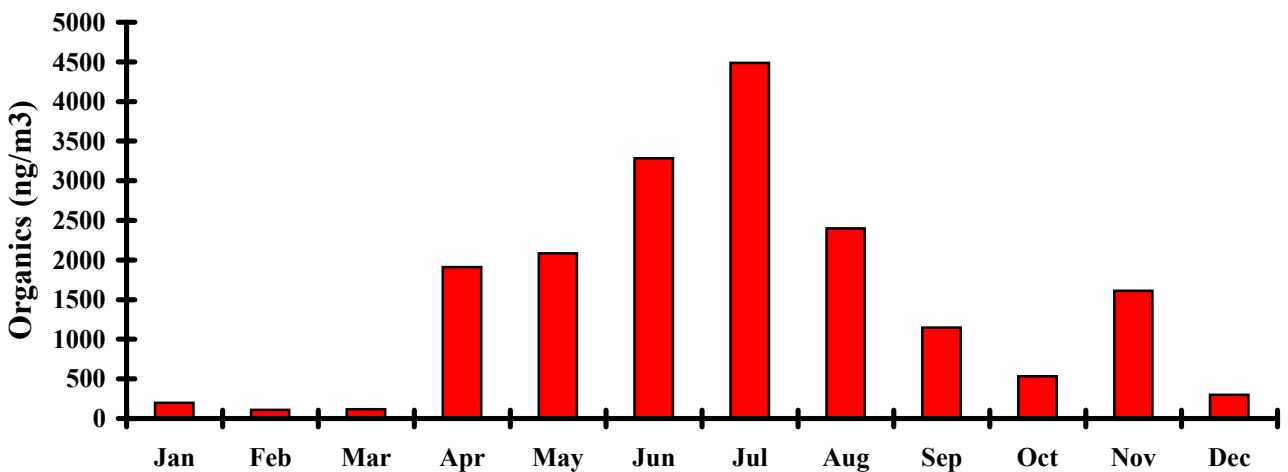
Weight vs Month



Ammonium Sulphate vs Month

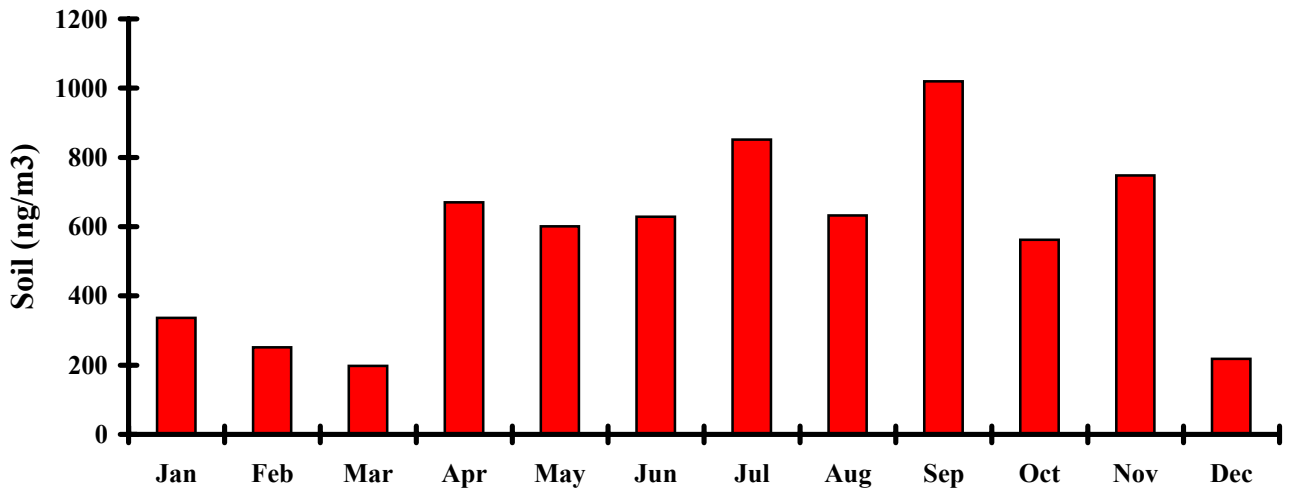


Organics vs Month

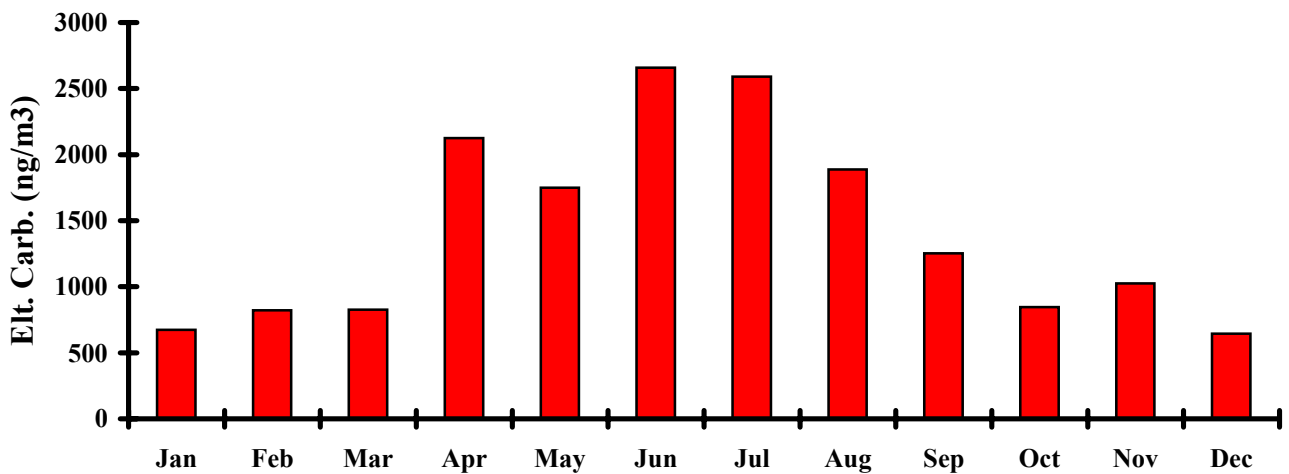




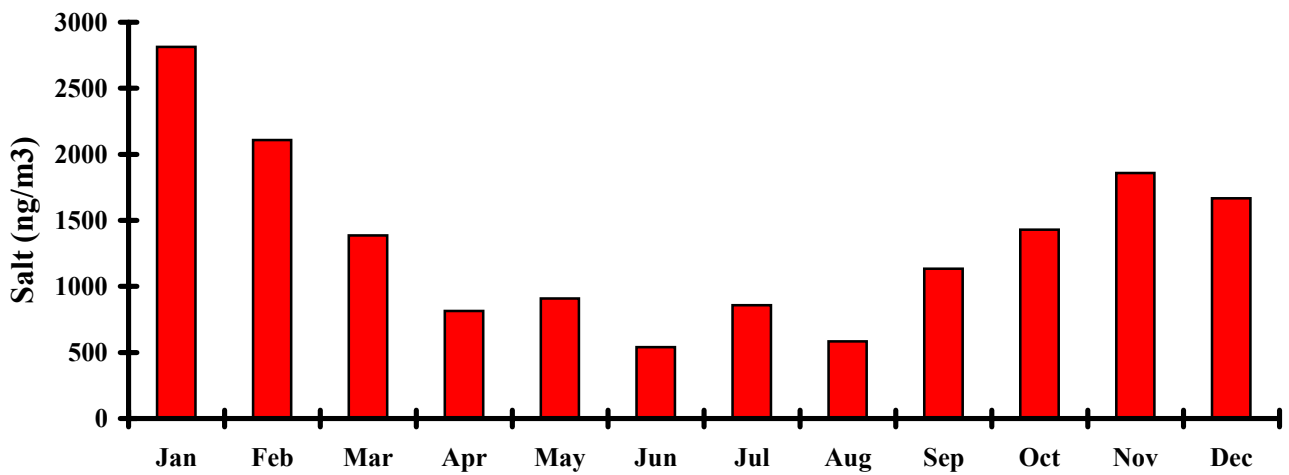
Soil vs Month



Elemental Carbon vs Month

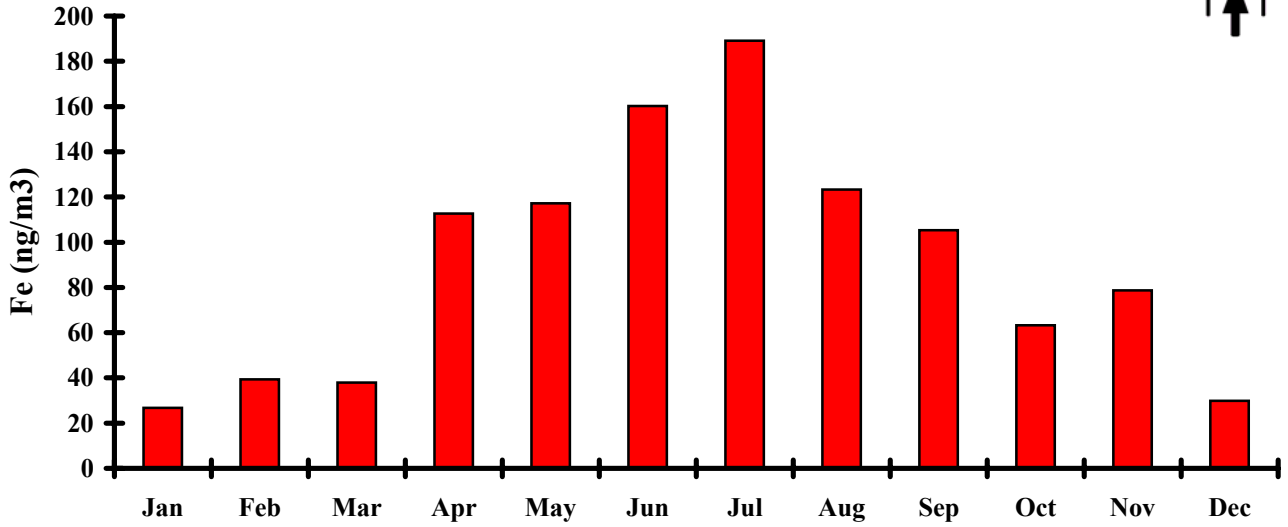


Salt vs Month

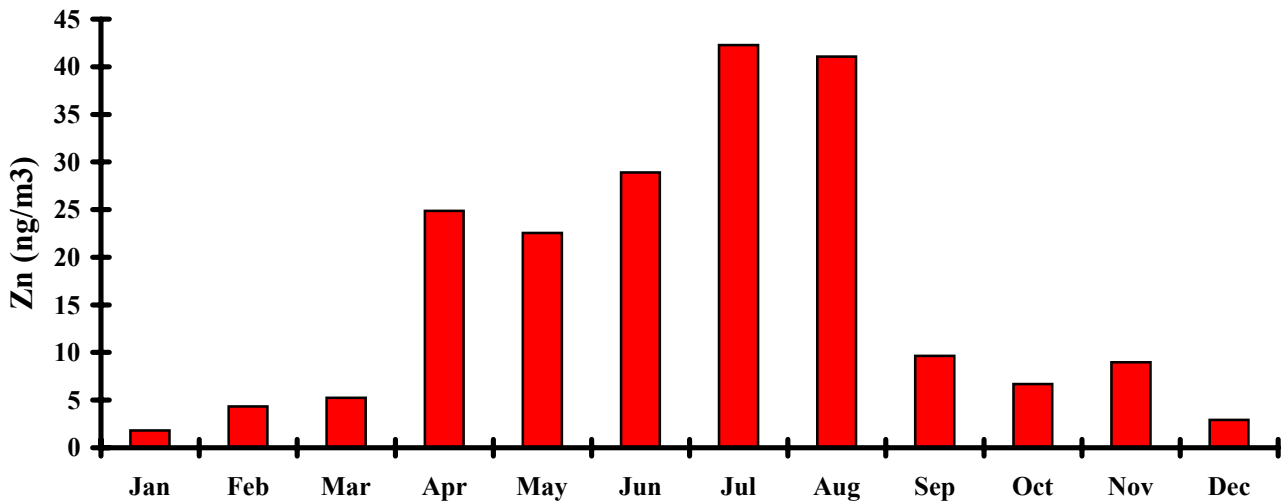




Iron vs Month



Zinc vs Month



Lead vs Month

